



X3 BEAM & BENCH DESKS

CONTENTS

- 1.0 How the X Series Works
 - 1.1 Which beams to use
- 2.0 X3 Desk Configurations & Options
 - 2.1 Configurations
 - 2.2 Options
 - 2.3 X3 Screens & Accessories

1.0 HOW THE X SERIES WORKS

With its patented, modular design the X series of desk can be built into almost any shape or sized desk – serving a multitude of applications including standard desks / workstations, back-to-back bench desks, meeting room / board room tables etc. All the styles of leg; X2, X3, XD2 and X20 use the same blades and connecting beams, allowing unlimited versatility.

1.1 WHICH BEAMS TO USE



The X series beams are available in incremental sizes ranging from 234mm long all the way up to 1834mm long that can be used to create any frame length required – The table below shows traditional desk & required beams:

Due to the patented connection system each beam length can be used to create a desk frame any length up to 470mm longer than the beam size for example a 1634mm beam can be used to make a frame ranging from 1734mm all the way up to 2104mm.

BEAM	RECCOMENDED SIZE	MIN	MAX
834mm	1000mm	934mm	1304mm
1034mm	1200mm	1134mm	1504mm
1234mm	1400mm	1334mm	1704mm
1434mm	1600mm	1534mm	1904mm
1634mm	1800mm	1734mm	2204mm
1834mm	2000mm	1934mm	2304mm

2.0 X3 DESK CONFIGURATIONS & OPTIONS

X3 is our range of Bench desks which are Italian designed and use a patented frame system. X3 is ideal for call centre and multi-personnel office environments, especially where flexibility is key. X3 is designed to be used as either individual desks or as a back-to-back bench systems which can be made in to long runs. X3 is available in 3 frame finishes as standard; White, Silver or Anthracite complimented with your choice of desk top. In addition X3 comes with a wide range of optional accessories including X3 specific desk screen systems, sliding top kits, modesty panels, cable management, under desk storage plus much more. For more details on these please contact sales.

- KEY FEATURES -

- Modular Design - same beam / blade system as X2, XD2 & X20.
- Easy to assemble - comes with all required fixings and tools
- Simple to adapt configurations into back-to-back bench systems and long runs, perfect for multi-personnel office environments. Choices of widths and lengths to suit almost any requirement.
- Back-to-Back arrangements can be set up with or without gaps for screens / modesty panels.

2.1 CONFIGURATIONS

STANDARD RECTANGULAR DESK

The traditional option with X3 is to use 2 pairs of legs with one connecting beam to form a rectangular Bench Desk for 1 operator.



TWO PERSON BACK-TO-BACK BENCH DESKS

The X3 extension pieces can be used along with the standard legs and beams to easily create back-to-back desks frames. For each frame you need an extension piece for each pair of legs and a beam for each table top.



MULTI-PERSON BENCH DESKS

The modular design means the same beam and blades used for the standard desks can be arranged in an intermediate position with the legs allowing another beam to be connected on the other side to create long runs of desks, perfect for making frames for 4 + people. We have “inverted” legs to use in the middle sections that ensure there is no interference for the operator’s legs etc.



OTHER CONFIGURATIONS



Using an extra beam, a pair of legs and a beam hooker you can add a return to a standard rectangular desk.

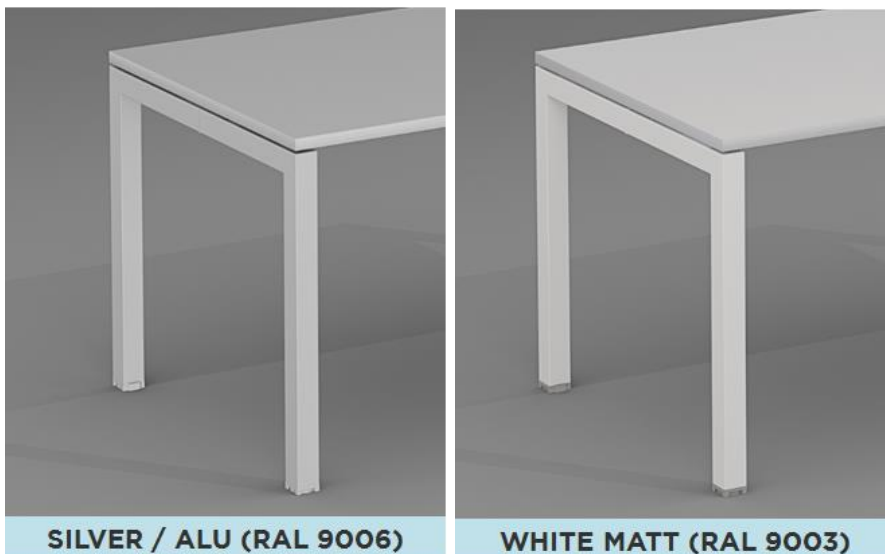


We also have a manual height adjustable version of the X3 legs allowing for a 130mm height adjustment. These can be used with the same standard connecting beams, adding extra versatility to the X3 desk options.

2.2 OPTIONS

FRAMES

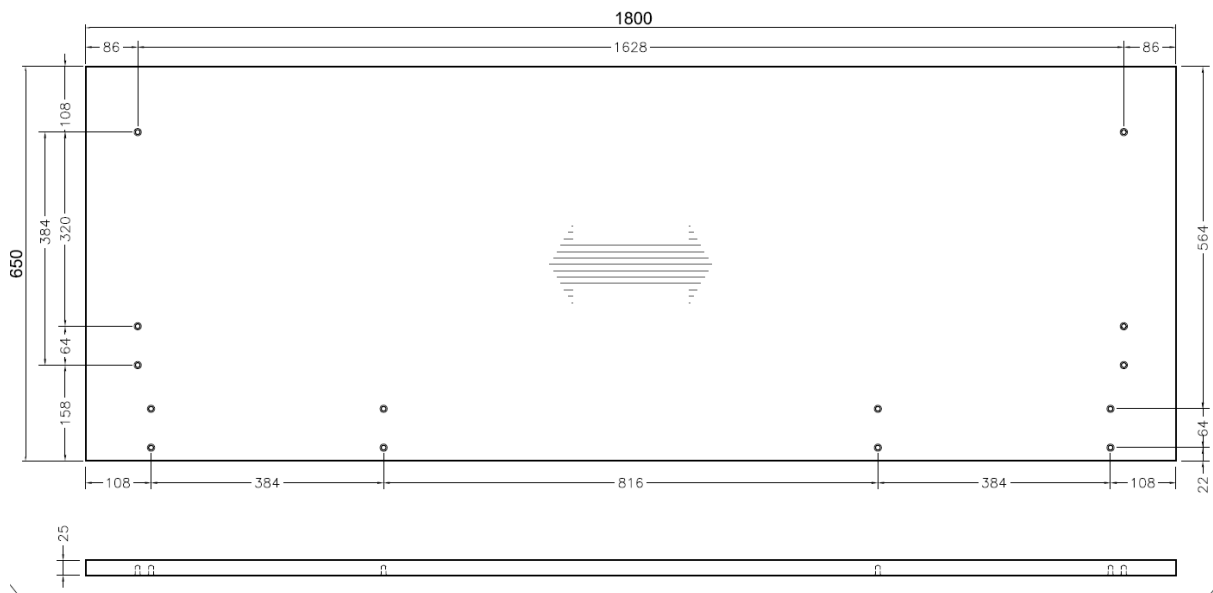
The X3 frames are available in two standard finishes; Silver / Alu (Ral 9006) and White Matt (Ral 9003).



In addition we can get other finishes on request - these are: White Gloss (Ral 9010) and Anthracite Gloss (Ral 7016).


TOP TEMPLATE

The top template for X3 desk (available as a high res PDF on request)



DESK TOP OPTIONS

We have 6 standard desk top finishes. Available in either 18 or 25mm thick MFC (Melamine Faced Chipboard) with 2mm thick ABS (Acrylnitril Butadien Styrol) edging and 2mm radius all round.



Whilst this is our standard stock range we can supply other colours & finishes on request. In addition we can also supply other shaped tops including Square, Round and Oval, even asymmetrical ones can be made-to-order, with options for thicknesses and different edging styles; for example chamfered edging.

If MFC isn't suitable for your requirement we also offer alternative desktops on request including Glass, Corian and Solid Oak etc. For more information please contact Darryl@box15.co.uk.

2.3 X3 SCREENS & ACCESSORIES

When setting up a back-to-back system you may want to have screens between the desk tops for a privacy or even functionality purpose. X3 has a specific screen system which has been designed to fit flush between the tops and with the edge of the desk.




We also have 2 other screen frames; one with a clamp fitting for individual desks and another for back-to-back desks which can be used with any desking system and fits directly to the underside of the desk tops.



All 3 of the screen types we offer are available with either silver or white frames (to match the desk frames) and with a choice of fabric or PMMA panels. The fabric panels are available in the following standard colours:

- Ivory Panel
- Red Panel
- Yellow Panel
- Green Panel
- Blue Panel

And the PMMA Panels are Opal White as standard. Other fabric panel colours are available upon request.



The X series of screens all double up as a tool bar so you can add compatible monitor arms or stationary trays to the screens.

